



Association of University
Professors of Ophthalmology



sfmatch

Residency and Fellowship Matching Services



2024 SUMMARY REPORT

Ophthalmology Residency Match

Positions Overview

	Jan 2015	Jan 2016	Jan 2017	Jan 2018	Jan 2019	Jan 2020	Jan 2021	Feb 2022	Feb 2023	Jan 2024
Offered	465	469	468	475	485	496	499	509	516	520
Filled	464	467	462	475	484	495	498	507	514	518
Left	1	2	6	0	1	1	1	2	2	2

Participating Applicants by Category

CATEGORY	Total	Percentage
US Allopathic Seniors	595	76%
US Allopathic Graduates	52	7%
US Osteopathic Seniors	59	8%
US Osteopathic Graduates	9	1%
International Graduates	64	8%
Total Match Participants	779	100%

Ophthalmology Residency Match

Feb 2024

TOTAL APPLICANTS REGISTERED AND PARTICIPATED PER CATEGORY

	Registered #	Participated	Matched	Matched/ Participated (%)
US Allopathic Seniors	620	595	444	75%
US Allopathic Graduates	68	52	27	52%
US Osteopathic Seniors	73	59	19	32%
US Osteopathic Graduates	19	9	6	67%
International Applicants	137	64	22	34%
TOTAL	917	779	518	66%

Feb 2023

TOTAL APPLICANTS REGISTERED AND PARTICIPATED PER CATEGORY

	Registered #	Participated	Matched	Matched/ Participated (%)
US Allopathic Seniors	588	565	442	78%
US Allopathic Graduates	76	62	30	48%
US Osteopathic Seniors	58	49	22	45%
US Osteopathic Graduates	15	7	3	43%
International Applicants	118	59	17	29%
TOTAL	855	742	514	69%

Feb 2022

TOTAL APPLICANTS REGISTERED AND PARTICIPATED PER CATEGORY

	Registered #	Participated	Matched	Matched/ Participated (%)
US Allopathic Seniors	625	600	447	75%
US Allopathic Graduates	58	46	20	43%
US Osteopathic Seniors	65	49	22	45%
US Osteopathic Graduates	20	10	4	40%
International Applicants	109	43	14	33%
TOTAL	877	748	507	68%

MATCH APPLICANTS IN THE 2024 CYCLE

	Total #	% of Registrants Who Participated
Match Registrations	917	96%
CAS Participants	877	

MATCH APPLICANTS IN THE 2023 CYCLE

	Total #	% of Registrants Who Participated
Match Registrations	855	95%
CAS Participants	815	

MATCH APPLICANTS IN THE 2022 CYCLE

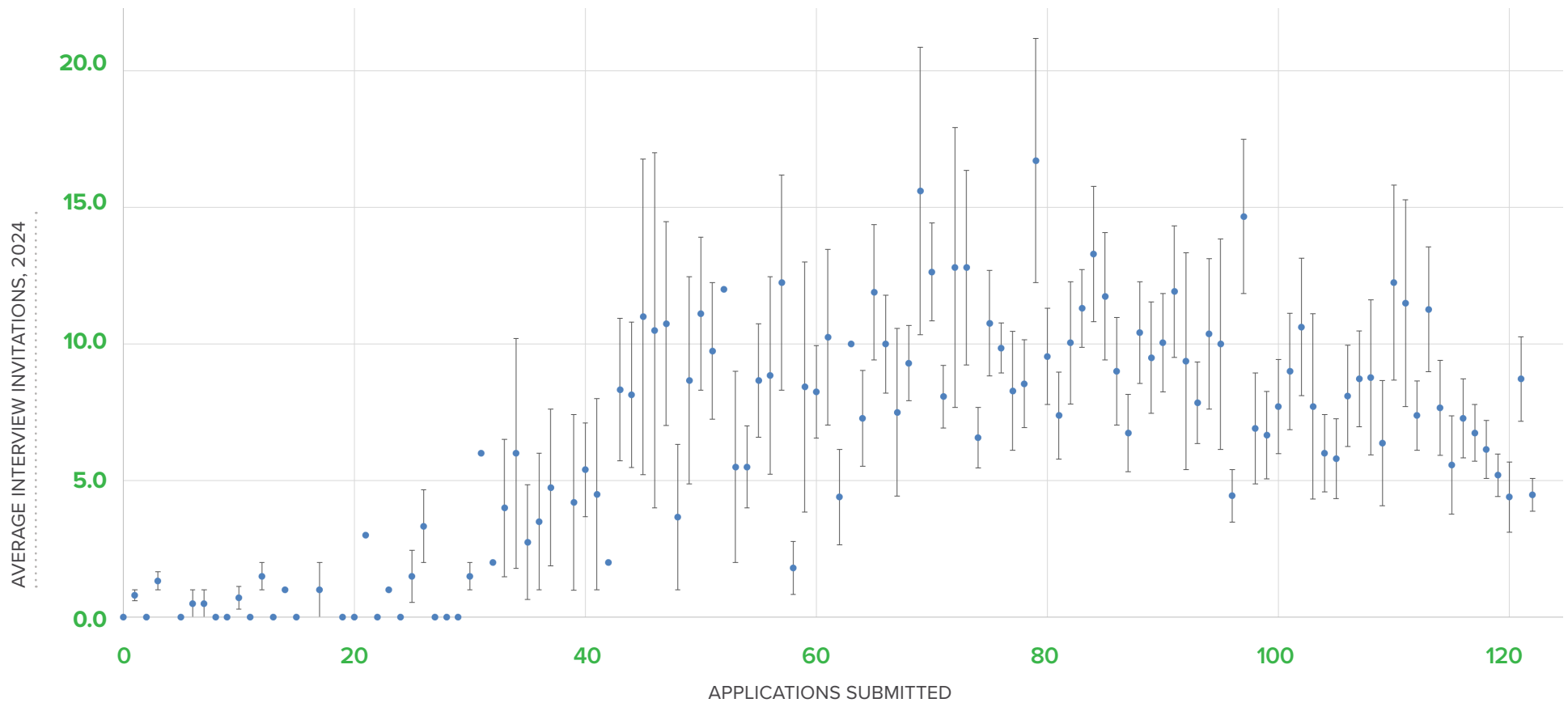
	Total #	% of Registrants Who Participated
Match Registrations	877	95%
CAS Participants	831	

Application and Position Summary

	2022	2023	2024
AVG # APPLICATIONS PER MATCHED INDIVIDUAL	81	88	85
AVG # APPLICATIONS PER UNMATCHED INDIVIDUAL	82	87	85
AVG # INTERVIEW INVITES PER MATCHED INDIVIDUAL	10	12	12
AVG # INTERVIEW INVITES PER UNMATCHED INDIVIDUAL	4	4	4
TOTAL # POSITIONS OFFERED	509	516	520
TOTAL # POSITIONS FILLED	507	514	518
TOTAL NUMBER OF UNFILLED POSITIONS	2	2	2

Interview Invitations vs Number of Applications Submitted

Average number of interviews offered as a function of the number of applications distributed (with “standard error” bars calculated).



Overall Statistics

	Jan 2015	Jan 2016	Jan 2017	Jan 2018	Jan 2019	Jan 2020	Feb 2021	Feb 2022	Feb 2023	Feb 2024
Total # of registrations	808	795	702	735	790	737	829	877	855	917
Total # of CAS participants	753	726	660	689	740	703	767	831	815	877
Total # of rank lists	644	634	594	625	649	635	677	748	742	779
Total # of applicants ranked	614	624	578	607	635	617	665	748	723	768

MATCHED APPLICANTS

US Seniors	413	429	423	434	449	444	455	469	464	463
US Grads	34	25	19	24	18	22	29	24	33	33
IMGs	17	13	20	17	17	29	14	14	17	22
Total Matched	464	467	462	475	484	495	498	507	514	518
Unmatched applicants	180	167	132	150	165	140	179	241	228	261

PERCENT MATCHING

Overall	72%	74%	78%	76%	75%	78%	74%	68%	69%	66%
US Seniors	89%	92%	92%	91%	93%	90%	91%	92%	90%	89%
US Grads	7%	5%	4%	5%	4%	4%	6%	5%	6%	6%
IMGs	4%	3%	4%	4%	3%	6%	3%	3%	3%	4%

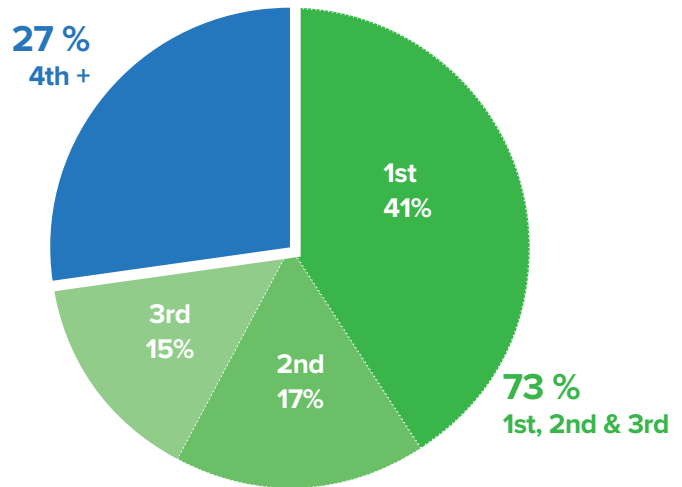
POSITIONS

Offered	465	469	468	475	485	496	499	509	516	520
Filled	464	467	462	475	484	495	498	507	514	518
Left	1	2	6	0	1	1	1	2	2	2

Rank Analysis for Applicants

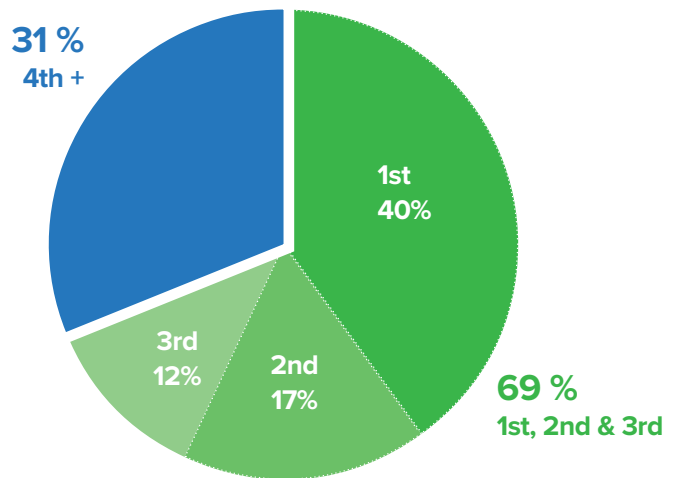
2024 Ranking Results by Matched Applicants

1ST CHOICE	211
2ND CHOICE	88
3RD CHOICE	79
4TH CHOICE	52
5TH CHOICE	30
6TH CHOICE	21
7TH CHOICE	12
8TH CHOICE	5
9TH CHOICE	9
10TH + CHOICE	11
TOTAL	518



2023 Ranking Results by Matched Applicants

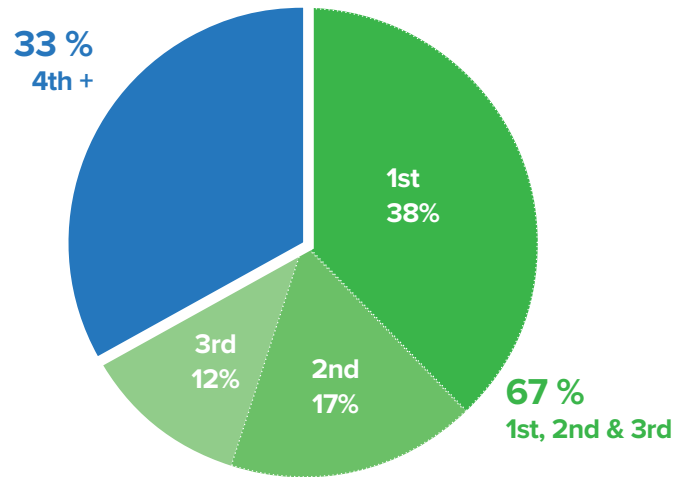
1ST CHOICE	204
2ND CHOICE	87
3RD CHOICE	63
4TH CHOICE	38
5TH CHOICE	44
6TH CHOICE	17
7TH CHOICE	22
8TH CHOICE	15
9TH CHOICE	10
10TH + CHOICE	14
TOTAL	514



Rank Analysis for Applicants (continued)

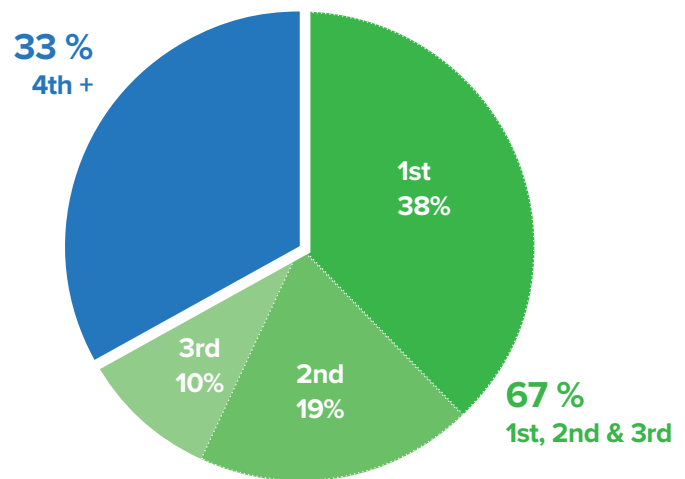
2022 Ranking Results by Matched Applicants

1ST CHOICE	192
2ND CHOICE	88
3RD CHOICE	61
4TH CHOICE	50
5TH CHOICE	48
6TH CHOICE	22
7TH CHOICE	18
8TH CHOICE	8
9TH CHOICE	10
10TH + CHOICE	10
TOTAL	507



2021 Ranking Results by Matched Applicants

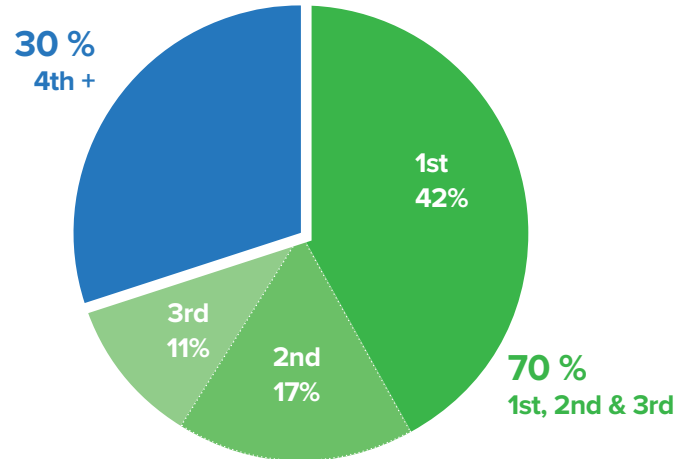
1ST CHOICE	189
2ND CHOICE	92
3RD CHOICE	51
4TH CHOICE	47
5TH CHOICE	39
6TH CHOICE	32
7TH CHOICE	20
8TH CHOICE	5
9TH CHOICE	9
10TH + CHOICE	14
TOTAL	498



Rank Analysis for Applicants (continued)

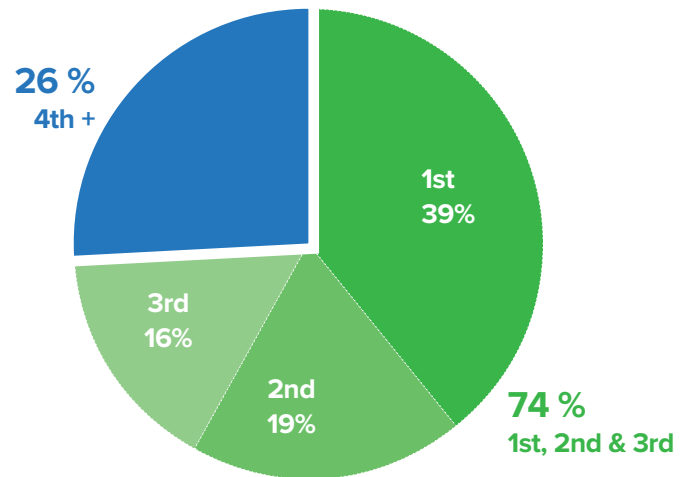
2020 Ranking Results by Matched Applicants

1ST CHOICE	205
2ND CHOICE	85
3RD CHOICE	55
4TH CHOICE	60
5TH CHOICE	26
6TH CHOICE	22
7TH CHOICE	9
8TH CHOICE	9
9TH CHOICE	8
10TH + CHOICE	16
TOTAL	495



2019 Ranking Results by Matched Applicants

1ST CHOICE	189
2ND CHOICE	90
3RD CHOICE	78
4TH CHOICE	44
5TH CHOICE	32
6TH CHOICE	18
7TH CHOICE	7
8TH CHOICE	10
9TH CHOICE	9
10TH + CHOICE	7
TOTAL	484



Association of University
Professors of Ophthalmology



sfmatch

Residency and Fellowship Matching Services

Association of University Professors of Ophthalmology
SFMatch

655 Beach Street, San Francisco CA 94109

www.sfmatch.org

P: 415.447.0350

F: 415.561.8535

©2024 SF Match. All rights reserved.