

Duet Alignment Scores: Interpretation Guide for GME 22-23

Goals of the Interpretation Guide

This Interpretation Guide aims to:

1. Show you how you can use Duet scores in your admissions process.
2. Assist you with interpreting the Duet scores provided on Altus Insights.

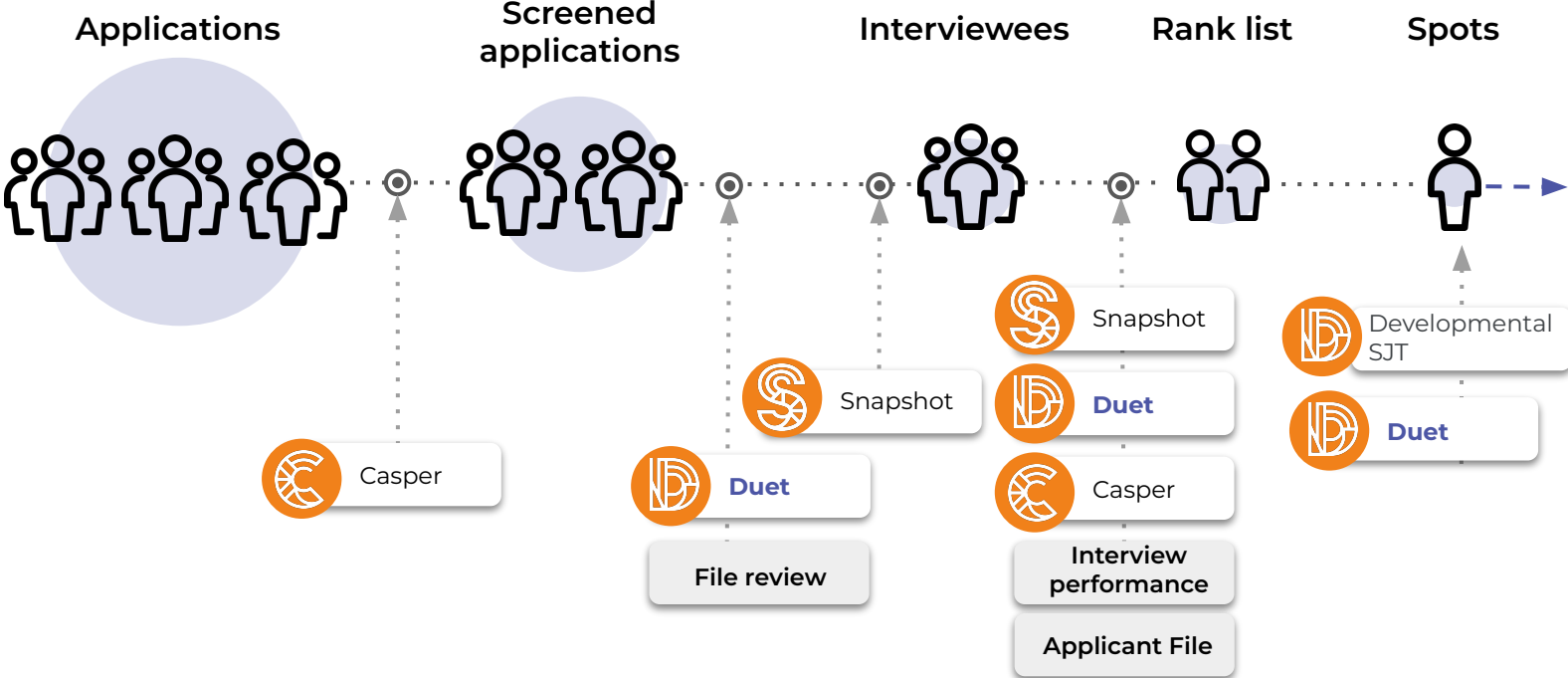


Where and How to Use Duet in your Selection Process



Duet & Your Program:

Integration of Duet scores with other admissions metrics can be implemented to select applicants at the interview stage, rank list, and/or when offering spots to accepted applicants.



Where/How to Use Duet in the Process



Formulaic

Combine Duet and other metrics to create an overall score for each applicant, which can then be used to rank applicants.



Rubric

Include Duet alongside other metrics in a scoring guide, with each level clearly described



Qualitative

Your reviewers use Duet and all other application materials to make a progress decision, without any mathematical formula. (e.g. to also select applicants who have high alignment scores but lower scores for GPA or standardized tests)



Duet Program Profile



Duet Program Profile on Altus Insights

Multiple stakeholders (faculty & trainees) have completed Duet at your institution



Altus takes all of these assessment results and averages them out to create your program's overall value preference profile



Your Program Profile



Within Category Rankings on Altus Insights

🏠 Within Category Ranking

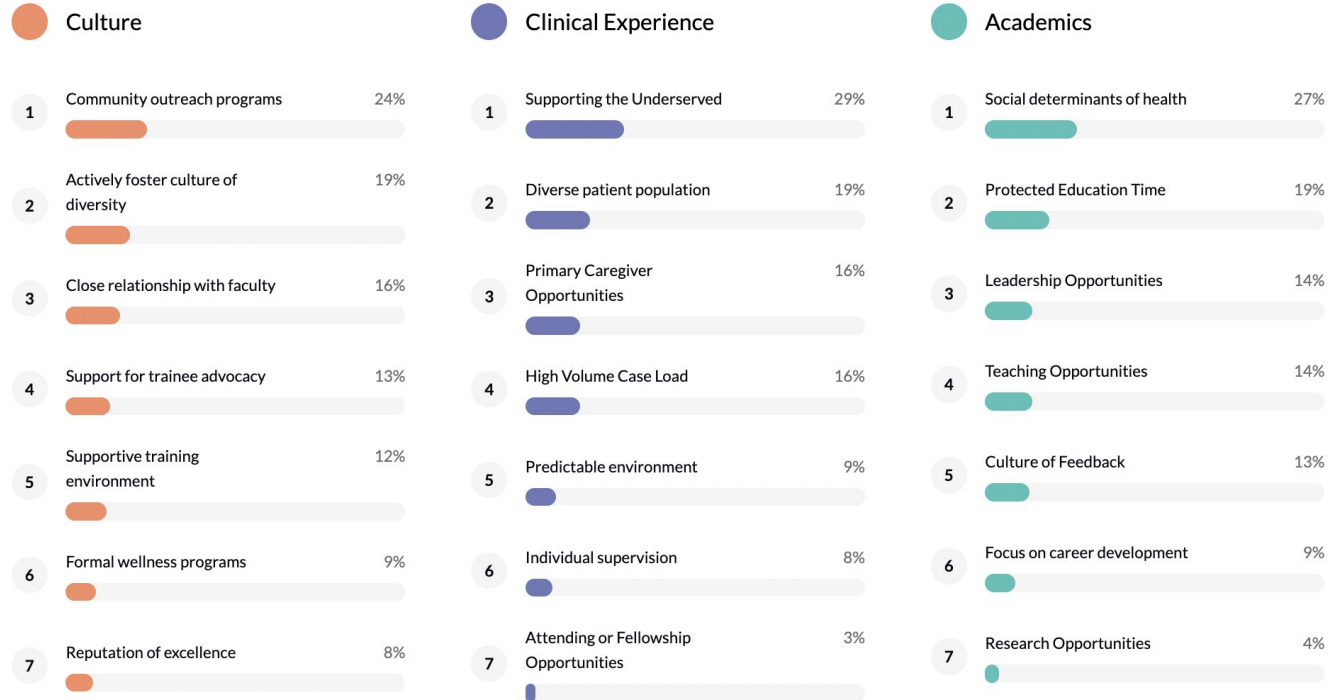
Within Category Ranking show the degree to which program participants endorsed each characteristic, taking into account both how often each characteristic was chosen and the strength of those choices

The Duet assessment has:
3 overarching categories

Each category contains
7 characteristics

Each characteristic within a category is prioritized relative to each other

Result = three ranked lists of program characteristic preferences/priorities (from most to least preferred)



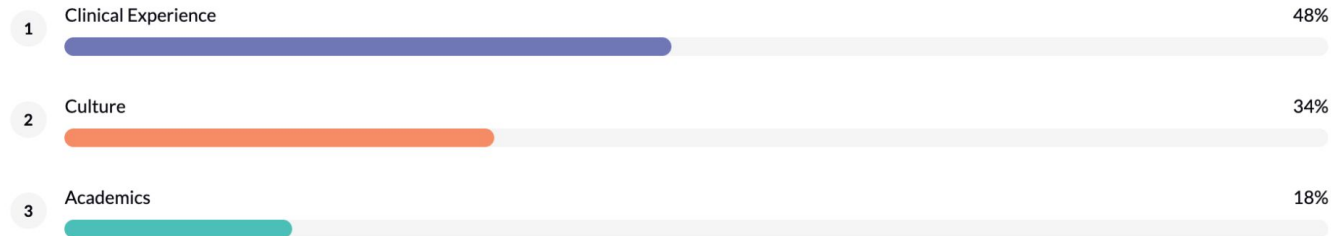
Cross-category Ranking on Altus Insights

The final section of Duet asks the test-taker to prioritize the categories in comparison to each other. This tells you how your program values the three overarching categories relative to each other (with 3 comparisons per program representative).

For instance, for the program below, Clinical Experience is ranked first.

Cross-category Ranking

Cross-category Ranking shows the degree to which program participants endorsed each category, taking into account both how often each category was chosen and the strength of those choices



Note: This profile was completed by 19 program participants. We recommend a minimum of 5 program participants in order to have a reliable program profile.



Applicant Results: Duet Alignment Scores



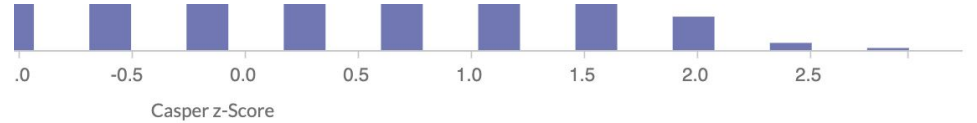
Duet Alignment Scores on Altus Insights

Altus Insights lists 5 different Duet alignment scores:

3 Category scores

1 Average Score (i.e., the average of the Category scores)

1 Weighted Average Score (i.e., the average of the 3 Category scores “weighted” by your program’s Cross-category profile)



Configure columns					Export ▼
↓ D - Academics	↓ D - Clinical Experience	↓ D - Culture	↓ D - Average Score	↑ D - Weighted Average	↓ Duet CompletedAt
95	90	78	88	90	2021-06-27
93	87	82	87	89	2021-09-23

Note: For a .csv of the data, please click the ‘Export’ button. You may also use the ‘Configure columns’ button to select the columns that interest you most.



What does each score represent?

VALUE-ALIGNMENT ASSESSMENT

Programs may use any of the 5 Alignment scores.

The three **category scores** quantify the alignment between an applicant and the program profile for each category. A category score represents how similarly the applicant and the program prioritized the seven characteristics within each category.

The **average score** weights each of the 3 categories equally to produce an average alignment score.

Lastly, the **weighted average score** takes the program's cross-category preferences into account when calculating the average score. The weighted average score differs from the average score solely in the weights assigned to each category.

↓ D - Academics	↓ D - Clinical Experience	↓ D - Culture	↓ D - Average Score	↑ D - Weighted Average
95	90	78	88	90
93	87	82	87	89





How is Duet scored?

VALUE-ALIGNMENT ASSESSMENT



Most frequently
chosen program
characteristics



Least frequently
chosen program
characteristics

Program Profile	Applicant Profile
A	D
B	B
C	C
D	A
E	F
F	G
G	E

Alignment score =

47

Comparison of the “similarity” of the program versus applicant’s “**relative preference profile**” = a score out of 100.

Alignment Score Interpretation:

- 0 = when compared to the program, the applicant's characteristic rankings were in the exact opposite order
- 100 = when compared to the program, the applicant's characteristic rankings were in the exact same order





How is Duet Average Alignment scored?

VALUE-ALIGNMENT ASSESSMENT



Program Profile



Applicant Profile

Academics

Academics

A

D

B

B

C

C

D

A

E

F

F

E

G

G

Academics
Alignment = **47**

Clinical Experience

Clinical Experience

G

E

D

C

C

B

B

A

E

F

F

D

A

G

Clinical Experience
Alignment = **86**

Culture

Culture

C

G

F

B

A

C

D

F

E

A

B

E

G

D

Culture
Alignment = **64**

Average Alignment
score = **66**
 $(47 + 86 + 64)/3 = 65.6$

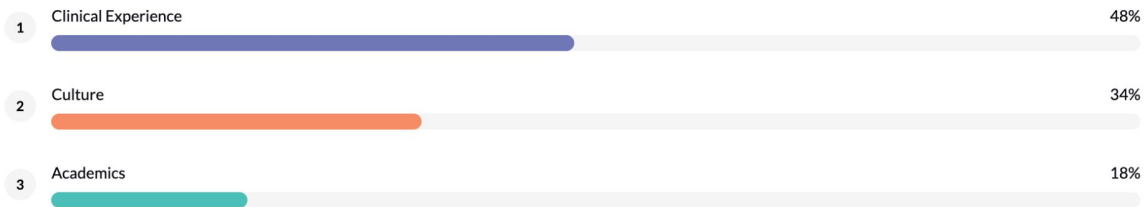




How is Duet Weighted Average scored?

VALUE-ALIGNMENT ASSESSMENT

An applicant's alignment scores across the 3 categories are weighted by your program's Cross-category profile.



Category	Weight
Clinical Experience	0.48
Culture	0.34
Academics	0.18





How is Duet Weighted Average scored?

VALUE-ALIGNMENT ASSESSMENT



Program Profile



Applicant Profile

Academics

Academics

A
B
C
D
E
F
G

D
B
C
A
F
E
G

Academics
Alignment = **47**

Academics
Weight = **0.18**

Clinical Experience

Clinical Experience

G
D
C
B
E
F
A

E
C
B
A
F
D
G

Clinical Experience
Alignment = **86**

Clinical Experience
Weight = **0.48**

Culture

Culture

C
F
A
D
E
B
G

G
B
C
F
A
E
D

Culture
Alignment = **64**

Culture
Weight = **0.34**

Weighted Average
Alignment score = **72**

$$47 * 0.18 + 86 * 0.48 + 64 * 0.34 = 71.5$$





Which Alignment score should I use?

VALUE-ALIGNMENT ASSESSMENT

Programs may use any of the 5 Alignment scores.

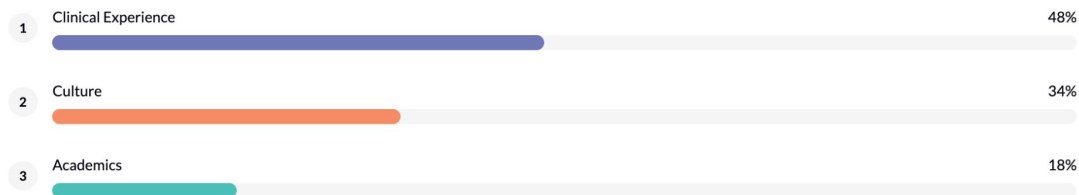
For a comprehensive overview that takes the program's cross-category preferences into account, we recommend the **Weighted Average** score.

↓ D - Academics	↓ D - Clinical Experience	↓ D - Culture	↓ D - Average Score	↑ D - Weighted Average
95	90	78	88	90

93	87	82	87	89
----	----	----	----	----

📊 Cross-category Ranking

Cross-category Ranking shows the degree to which program participants endorsed each category, taking into account both how often each category was chosen and the strength of those choices



If the program prioritizes one of the 3 categories (e.g. Clinical Experience) the program may also decide to place more focus on that category alignment score.





Thank you

Sales: sales@altusassessments.com

Customer Success: csm@altusassessments.com

